

Uploading Exsiccati Skeletal Records

Como subir Archivos esqueléticos de Exsiccati

Created 12-October-2015

(Traducido al Español Noviembre 2016, T. Iturriaga)

1. When constructing .csv files to upload exsiccate sets, include the columns *exsiccatiIdentifier* and *exsiccatiNumber*.

[Cuando cree archivos .csv para subir grupos de exsiccate, incluya las columnas: *identificador de exsiccate* “*exsiccatiIdentifier*” y *número de exsiccate* “*exsiccatiNumber*”.]

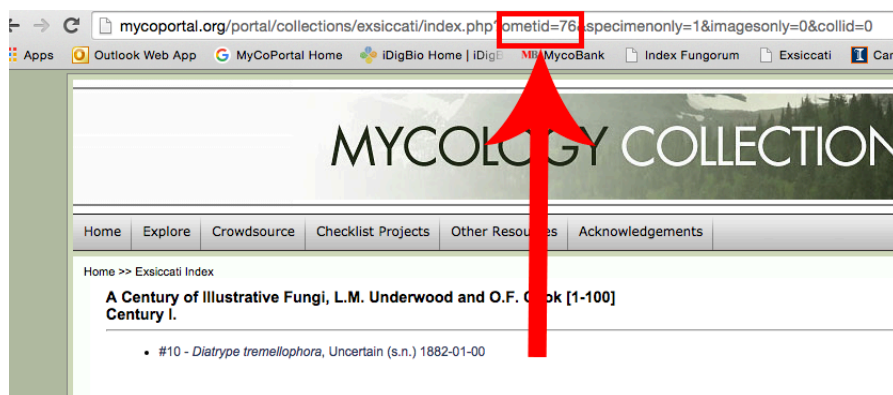
ExsiccatiIdentifier refers to a database number assigned individually to each exsiccati title. This can be found by selecting the title, looking at the website address, and locating the ometid= code in the address. The number following “ometid=” is the exsiccatiIdentifier. Alternatively, consult this list:

http://www.microfungi.org/files/9114/6359/7656/Exsiccati_ometid_Reference.pdf

[*Identificador de exsiccate* “*exsiccatiIdentifier*” se refiere al número asignado a cada título de cada exsiccate dentro de la base de datos . Este número puede buscarse dentro de la pagina web, y así ubicar el ometid = código de la dirección. El número que sigue al “ometid=” es el identificador del exsiccate “*exsiccatiIdentifier*”.

Otra alternativa es que consulte la siguiente lista:]

http://www.microfungi.org/files/9114/6359/7656/Exsiccati_ometid_Reference.pdf



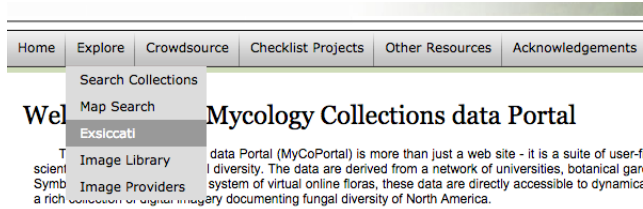
Ex: The exsiccatiIdentifier is 76 for this exsiccati.

ExsiccatiNumber refers to the number assigned to the specimen within the exsiccati. [Número de Exsiccate “*exsiccatiNumber*” se refiere al número asignado a cada espécimen perteneciente al exsiccate.]

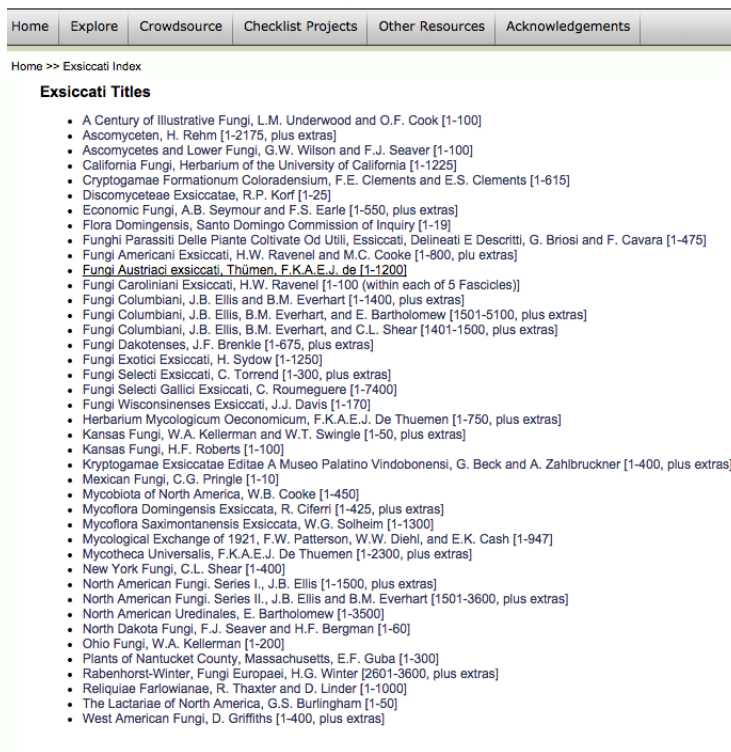
2. Follow the steps in the Uploading Skeletal Records workflow guide. [Siga los pasos que indica la Guía de Trabajo para Subir records esqueléticos.]

Transcribing Exsiccati [Transcribiendo Exsiccati]

1. Log onto <http://mycoportal.org/portal/index.php> with credentials.
[Inicie la session <http://mycoportal.org/portal/index.php> con sus credenciales.]
2. Go to Explore → Exsiccati
[Vaya a Explore → Exsiccati]



3. Select the Exsiccati Title you wish to work from.
[Escoja el Título del Exsiccati con el cual va a trabajar.]



4. Select the individual exsiccate record you wish to transcribe.
[Escoja el record del exsiccate que desea transcribir.]



5. Click Full Record Details and then in the next window click Occurrence Editor.
[Presione Detalles Completos del Record “*Full Record Details*”; luego presione el Editor de Records “*Occurrence Editor*” en la ventana siguiente.]

Herbarium Mycologicum Oeconomicum #47

F.K.A.E.J. De Thumen [1-750, plus extras]

University of Illinois Herbarium

Catalog #: ILL00084740

S.D.

[Full Record Details](#)



ILL

University of Illinois Herbarium

Catalog #: ILL00084740

Taxon:


Family:

Collector:

Locality: Country Not Recorded, State/Province Not Recorded,

Exsiccati series: Herbarium Mycologicum Oeconomicum #47

Specimen Images



Large Version

Record Id: 73ffd8f2-456e-4c16-844b-25d7a5bba0ec

Usage Rights: CC BY-NC-SA (Attribution-NonCommercial-ShareAlike)

For additional information on this specimen, please contact: [Andrew Miller \(amiller7@illinois.edu\)](mailto:amiller7@illinois.edu)

Do you see an error? If so, errors can be fixed using the [Occurrence Editor](#).