

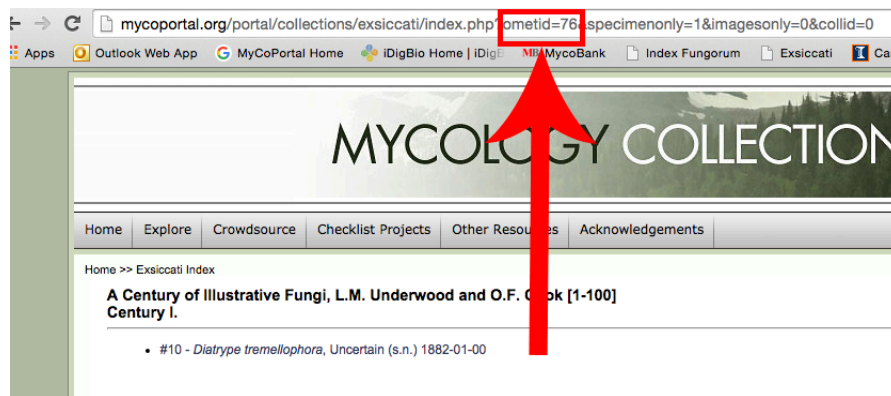
Uploading Exsiccati Skeletal Records

Created 12-October-2015

1. When constructing .csv files to upload exsiccate sets, include the columns *exsiccatiIdentifier* and *exsiccatiNumber*.

ExsiccatiIdentifier refers to a database number assigned individually to each exsiccati title. This can be found by selecting the title, looking at the website address, and locating the ometid= code in the address. The number following “ometid=” is the exsiccatiIdentifier. Alternatively, consult this list:

http://www.microfungi.org/files/9114/6359/7656/Exsiccati_ometid_Reference.pdf



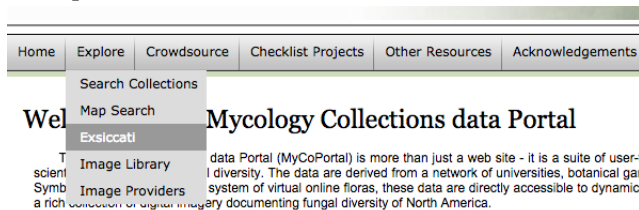
Ex: The exsiccatiIdentifier is 76 for this exsiccati.

ExsiccatiNumber refers to the number assigned to the specimen within the exsiccati.

2. Follow the steps in the Uploading Skeletal Records workflow guide.

Transcribing Exsiccati

1. Log onto <http://mycoportal.org/portal/index.php> with credentials.
2. Go to Explore → Exsiccati



3. Select the Exsiccati Title you wish to work from.

Home | Explore | Crowdsourcing | Checklist Projects | Other Resources | Acknowledgements

Home >> Exsiccati Index

Exsiccati Titles

- A Century of Illustrative Fungi, L.M. Underwood and O.F. Cook [1-100]
- Ascomycetean, H. Rehm [1-2175, plus extras]
- Ascomycetes and Lower Fungi, G.W. Wilson and F.J. Seaver [1-100]
- California Fungi, Herbarium of the University of California [1-1225]
- Cryptogamae Formationum Coloradensium, F.E. Clements and E.S. Clements [1-615]
- Discomycetaceae Exsiccatae, R.P. Korf [1-25]
- Economic Fungi, A.B. Seymour and F.S. Earle [1-550, plus extras]
- Flora Domingensis, Santo Domingo Commission of Inquiry [1-19]
- Fungii Parassiti Delle Piante Coltivate Od Utili, Exsiccati, Delineati E Descritti, G. Briosi and F. Cavara [1-475]
- Fungi Americani Exsiccati, H.W. Ravenel and M.C. Cooke [1-800, plus extras]
- **Fungi Austriaci exsiccati, Thuemen, F.K.A.E.J. de [1-1200]**
- Fungi Caroliniani Exsiccati, H.W. Ravenel [1-100 (within each of 5 Fascicles)]
- Fungi Columbiani, J.B. Ellis and B.M. Everhart [1-1400, plus extras]
- Fungi Columbiani, J.B. Ellis, B.M. Everhart, and E. Bartholomew [1501-5100, plus extras]
- Fungi Columbiani, J.B. Ellis, B.M. Everhart, and C.L. Shear [1401-1500, plus extras]
- Fungi Dakotenses, J.F. Brenkle [1-675, plus extras]
- Fungi Exotici Exsiccati, H. Sydow [1-1250]
- Fungi Selecti Exsiccati, C. Torrend [1-300, plus extras]
- Fungi Selecti Gallici Exsiccati, C. Roumeguere [1-7400]
- Fungi Wisconsinenses Exsiccati, J.J. Davis [1-170]
- Herbarium Mycologicum Oeconomicum, F.K.A.E.J. De Thuemen [1-750, plus extras]
- Kansas Fungi, W.A. Kellerman and W.T. Swingle [1-50, plus extras]
- Kansas Fungi, H.F. Roberts [1-100]
- Kryptogamae Exsiccatae Editae A Museo Palatino Vindobonensi, G. Beck and A. Zahlbruckner [1-400, plus extras]
- Mexican Fungi, C.G. Pringle [1-10]
- Mycobiota of North America, W.B. Cooke [1-450]
- Mycoflora Domingensis Exsiccata, R. Ciferri [1-425, plus extras]
- Mycoflora Saximontanensis Exsiccata, W.G. Solheim [1-1300]
- Mycological Exchange of 1921, F.W. Patterson, W.W. Diehl, and E.K. Cash [1-947]
- Mycotheca Universalis, F.K.A.E.J. De Thuemen [1-2300, plus extras]
- New York Fungi, C.L. Shear [1-400]
- North American Fungi, Series I, J.B. Ellis [1-1500, plus extras]
- North American Fungi, Series II, J.B. Ellis and B.M. Everhart [1501-3600, plus extras]
- North American Uredinales, E. Bartholomew [1-3500]
- North Dakota Fungi, F.J. Seaver and H.F. Bergman [1-60]
- Ohio Fungi, W.A. Kellerman [1-200]
- Plants of Nantucket County, Massachusetts, E.F. Guba [1-300]
- Rabenhorst-Winter, Fungi Europaei, H.G. Winter [2601-3600, plus extras]
- Reliquiae Farlowianae, R. Thaxter and D. Linder [1-1000]
- The Lactariae of North America, G.S. Burlingham [1-50]
- West American Fungi, D. Griffiths [1-400, plus extras]

4. Select the individual exsiccate record you wish to transcribe.

- #719 - *Corticium calceum*, J. Wallner (s.n.) 1872-06-00
- #720 - *Corticium calceum*, J. Wallner (s.n.) 1872-06-00
- #721 - *Thelephora laciniata*, Thuemen (s.n.) 1872-09-00
- #722 - *Jrpeix candidus*, Dr. Sauter (s.n.) 1872-09-00
- #723 - *Pterula subulata*, Dr. Sauter (s.n.) 1872-09-00
- #724 - *Lycoperdon gemmatum*, Thuemen (s.n.) 1872-09-00
- #725 - *Tilletia endophylla*, Thuemen (s.n.) 1872-06-00
- #726 - *Melampsora euphorbiae*, Thuemen (s.n.) 1872-06-00
- #727 - *Melampsora epilobii*, Thuemen (s.n.) 1872-09-00
- #728 - *Puccinia artemisiarum*, J. Wallner (s.n.) 1872-09-00
- #729 - *Puccinia lapsanae*, Thuemen (s.n.) 1872-06-00
- #730 - *Puccinia bistortae*, Thuemen (s.n.) 1872-06-00
- #731 - *Puccinia straminis*, Thuemen (s.n.) 1871-00-00
- #732 - *Puccinia cirsiis*, Thuemen (s.n.) 1872-06-00
- #733 - *Puccinia asperulae*, Thuemen (s.n.) 1872-06-00
- #734 - *Puccinia clinopodii*, Thuemen (s.n.) 1872-09-00
- #735 - *Aecidium erythronii*, Stoltzner (s.n.) 1870-00-00
- #736 - *Aecidium taraxaci*, Thuemen (s.n.) 1871-00-00
- #737 - *Aecidium lactucae*, Thuemen (s.n.) 1872-06-00
- #738 - *Aecidium senecionis*, Thuemen (s.n.) 1872-06-00
- #739 - [collector undefined]
- #740 - [collector undefined]
- #741 - [collector undefined]
- #742 - [collector undefined]
- #743 - [collector undefined]
- #744 - [collector undefined]
- #745 - [collector undefined]
- #746 - [collector undefined]
- #747 - [collector undefined]

5. Click Full Record Details and then in the next window click Occurrence Editor.

Herbarium Mycologicum Oeconomicum #47

F.K.A.E.J. De Thuemen [1-750, plus extras]

University of Illinois Herbarium

Catalog #: ILL00084740

s.n.

[Full Record Details](#)

ILL

University of Illinois Herbarium

Catalog #: ILL00084740

Taxon:


Family:

Collector:

Locality: Country Not Recorded, State/Province Not Recorded,

Exsiccati series: Herbarium Mycologicum Oeconomicum #47

Specimen Images



Large Version

Record Id: 73ffdf2-456e-4c16-844b-25d7a5bba0ec

Usage Rights: CC BY-NC-SA (Attribution-NonCommercial-ShareAlike)

For additional information on this specimen, please contact: Andrew Miller (amiller7@illinois.edu)

Do you see an error? If so, errors can be fixed using the [Occurrence Editor](#).